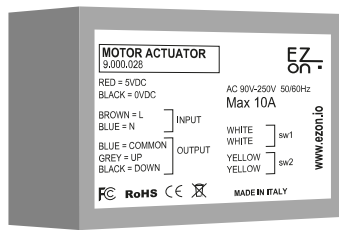

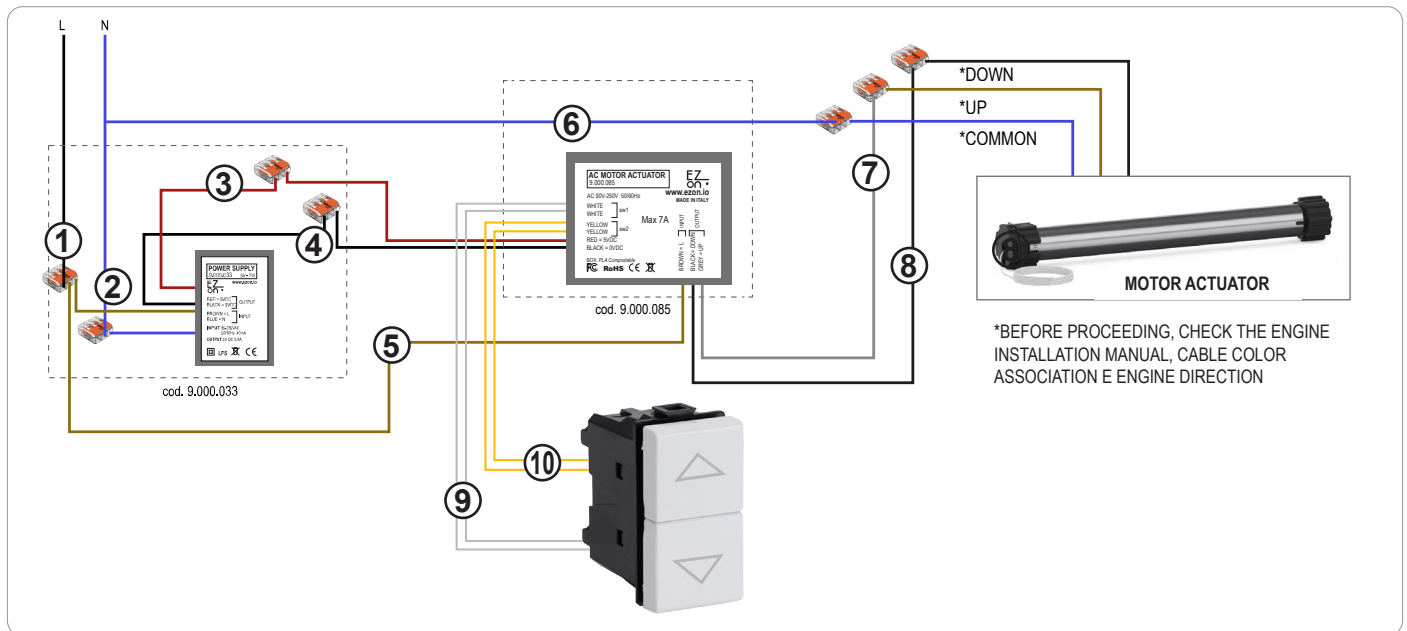


## AC MOTOR ACTUATOR

cod. 9.000.085



Product code: 9.000.085  
 Sizes: 38mm x 29,5mm x 14mm  
 Input number: 2  
 Relay characteristics: AC 90V-250V | 50/60Hz | Max 7A  
 Supply voltage: 5VDC (use code 9.000.033)



\*BEFORE PROCEEDING, CHECK THE ENGINE  
INSTALLATION MANUAL, CABLE COLOR  
ASSOCIATION E ENGINE DIRECTION

**Ezon.io Motor Actuator** code 9.000.028 requires a 5VDC power supply to function (we recommend using ezon.io power supply 9.000.033).

- Connect the phase and neutral of the power supply (brown and blue cables) to the phase (black or brown) and neutral (generally blue) of your system, thanks to the quick connectors supplied with the product 9.000.033. (points 1 and 2)
- Connect the positive (red cable) of the power supply with the positive of the Motor Actuator (red cable) using the quick connector supplied with the product 9.000.033. (point 3)
- Connect the negative (black cable) of the power supply with the negative of the Motor Actuator (black cable) using the quick connector supplied with the product 9.000.033. (point 4)
- Connect the brown wire (INPUT) of the Motor Actuator (phase) to the phase of the system (black or brown). (point 5)
- Connect the blue cable of the roller shutter motor to the neutral of the system using the quick connector supplied. (point 6)
- Connect the grey cable of the Motor Actuator (up) with the brown cable of the roller shutter motor using the quick connector provided. (point 7)
- Connect the black cable of the Motor Actuator (down) with the black cable of the roller shutter motor using the quick connector provided. (point 8)
- Connect the double up/down button for roller shutters using the inputs SW1 (white cables), SW2 (yellow cables). (points 9-10)

**FYI.** You can connect any type of switch, diverter, inverter, button, up/down to any ezon.io device that has inputs. It is not necessary to use all the inputs, if one or more inputs have not been used, isolate the cables.

Any input can be used to control any ezon.io module present in the system even if not directly connected thanks to the programming that can be done from the APP.

The ezon.io products must not be used in any way for the management of medical devices or other technical products critical to the operation of life support or life saving systems, as in the event of a malfunction they could lead to death or serious personal injury. Any use in the aforementioned systems requires explicit written permission from the CEO of Mediatech srl.

To learn more, visit [www.ezon.io](http://www.ezon.io).



## AC MOTOR ACTUATOR

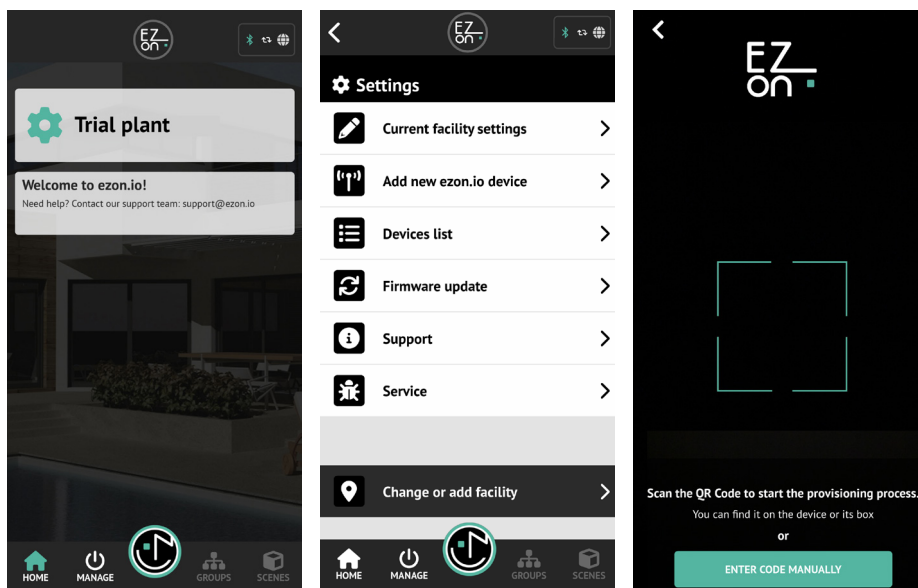
cod. 9.000.085


The **ezon.io system** can be managed and programmed through the ezon.io APP, available for iOS and Android and downloadable for free from the reference store.

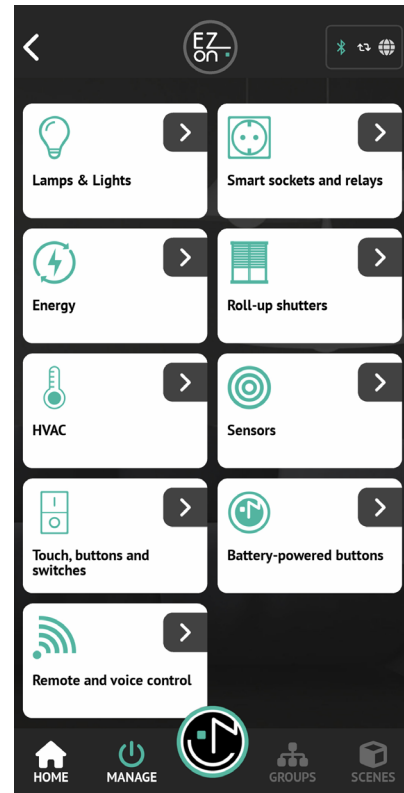


### Add a device

- Mount the device following the instructions in this manual;
- Open the **ezon.io APP** and log in or, if you do not yet have the credentials to access, proceed with the registration.
- If there are no systems associated with your account yet, you will be asked to create a new one, alternatively select the desired one from the list;
- From the initial screen, click on the symbol  corresponding to the name of the plant.  
**N.B.** If the system shown in the initial screen is not the one in which you wish to insert the new device, remember to modify it by clicking on the item **“Change or add facility”** in the **“Settings”** menu;
- Select **“Add a new ezon.io device”** ;
- Scan the association QR Code shown on the device. To be able to carry out this operation you must have given authorization to the phone's camera;
- Follow the instructions provided by the APP.



Once associated, change the settings and status of the device by clicking on **“MANAGE”** 



APP INSTRUCTIONS



For further information regarding the use of the APP, refer to the online guide by framing the QR Code.

The ezon.io products must not be used in any way for the management of medical devices or other technical products critical to the operation of life support or life saving systems, as in the event of a malfunction they could lead to death or serious personal injury. Any use in the aforementioned systems requires explicit written permission from the CEO of Mediatech srl.

To learn more, visit [www.ezon.io](http://www.ezon.io).