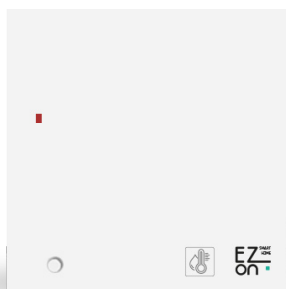


T&H SENSOR - 03 (battery operated)

cod. 9.000.078



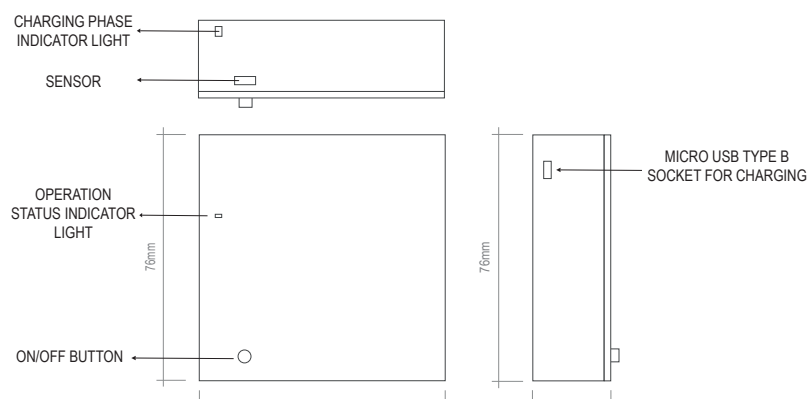
Product code:	9.000.078
Size:	75mm x 75mm - height 24mm
Size with stand (not included):	75mm x 77mm - height 27mm
Operating temperature:	from -40°C to 100°C
Operating humidity:	from 0% to 100% of relative humidity
Battery:	1 Li-Ion 18650 3,7V 2,5Ah (battery included)
Connector:	Micro USB Type B (cable not included)
Battery life:	up to 12 months

SUPPORT



Ezon.io Temperature and Humidity Sensor cod. 9.000.078 can determine the temperature and humidity level present in an environment. You can use it together with the Climate Manager to manage your heating/cooling system. It comes with a rechargeable battery with a micro USB type B cable (not included), which allows you to use the ezon.io temperature and humidity sensor wherever you want, without the need to install cables.

Ezon.io Temperature sensor cod. 9.000.078 does not require any installation. Before use, it is necessary to perform a full charge and then proceed with the association to the system and programming of the button itself through the **ezon.io APP**.



The **ezon.io system** can be managed and programmed through the ezon.io APP, available for iOS and Android and downloadable for free from the reference store.



DOWNLOAD APP



DOWNLOAD APP

PRODUCT DAMAGE AND INACCURATE READINGS

- Install the thermostat at a height of 1.5 m from the floor, to avoid distorted readings due to cold air settling at the bottom.
- Avoid proximity to heat sources, such as radiators, stoves, etc.
- Avoid direct exposure to sunlight.
- Avoid proximity to drafts or sources of cold air such as windows, doors, etc.
- Avoid external or particularly cold walls (thermal bridges).
- Drafts through ducts or other holes in the wall should be eliminated by placing appropriate material in the cavity.

PLEASE NOTE: Failure to follow the instructions may cause an alteration in the temperature detection by the thermostat, which has various negative effects, such as the delay or advance of the heating switching off, or the frequent switching on and off caused by sudden temperature changes caused, for example, by air currents.



The ezon.io products must not be used in any way for the management of medical devices or other technical products critical to the operation of life support or life saving systems, as in the event of a malfunction they could lead to death or serious personal injury. Any use in the aforementioned systems requires explicit written permission from the CEO of Mediatech srl.


To learn more, visit www.ezon.io.

T&H SENSOR - 03 (battery operated)

cod. 9.000.078

Add a device

- Assemble the device following the instructions in this manual;
- Open the ezon.io APP and log in or, if you do not yet have the credentials to access, proceed with registration.
If there are no systems associated with your account, you will be asked to create a new one, alternatively select the desired one from the list;
- From the home screen, click on the symbol corresponding  to the name of the system **ATTN:** If the system shown on the home screen is not the one in which you want to insert the new device, remember to modify it by clicking on the item **"Change or add system"** in the "System settings and management" menu.;
- Select **"Add a new ezon.io device"**  ;
- Frame the pairing QR Code shown on the device. To perform this operation you must have given permission to the phone's camera;
- Follow the instructions provided by the APP.

Once paired, change the settings and status of the device by clicking on **"MANAGE"**  **GESTISCI** and then on **"SENSOR"**

From the list, locate the sensor you want to program and click on the corresponding box. The configuration screen will open.



Inside the home screen you can set:

Remote sensor management

To simplify remote use, you can associate a "friend" device that stores data and some configurations for the sensor itself.

Once the "friend" device is associated, for example, you can enable or disable the sensor with a simple click remotely.

Reference value

The set value (LUX) is displayed and used as a reference to trigger the associated events (light switching on, sprinkler start-up, shutter opening,...). By clicking on **"EDIT VALUE AND INTERVAL"** you will open the editor for reference value and intervention time.

List of operations

Allows you to access the list of operations associated with the device. (see APP guide)

ATTN: during programming, the "Low Power" sensors must be active.

In fact, being battery-powered, to avoid excessive battery consumption, the sensor when not in the programming phase only checks for any change in the measured value and intelligently manages communications.

Follow the instructions provided by the APP to reactivate the programming mode.

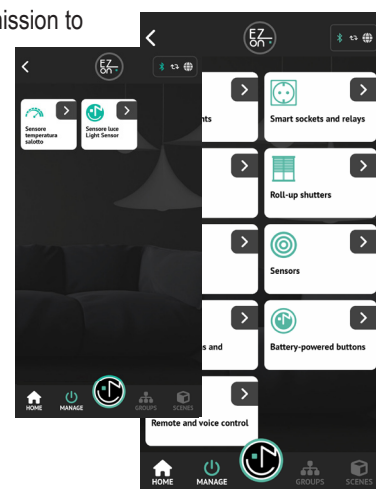
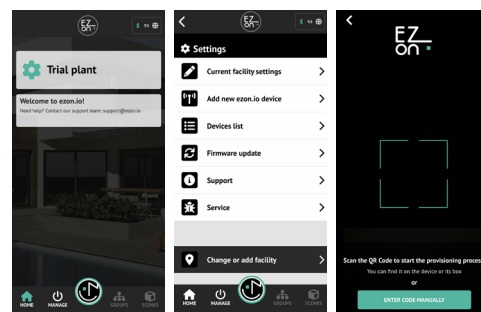
INTERVENTIONS ON THE BUTTON

- Turning on the device: click on the ezon.io symbol, the red LED will flash and will do so for about two minutes. This means that the sensor is in programming mode.
- Device shutdown: Click on the ezon.io symbol, the LED will flash quickly before turning off the device.

ATTN: To put the device into programming mode, turn off the device (if it is on) and turn it on again.

For further information regarding the use of the APP, refer to the online guide by framing the QR Code.

APP INSTRUCTIONS



The ezon.io products must not be used in any way for the management of medical devices or other technical products critical to the operation of life support or life saving systems, as in the event of a malfunction they could lead to death or serious personal injury. Any use in the aforementioned systems requires explicit written permission from the CEO of Mediatech srl.

To learn more, visit www.ezon.io.

T&H SENSOR - 03 (battery operated)

cod. 9.000.078

Safety information

Important information

Before installing, using or repairing the device, you must read the instructions carefully.

Please note

Electrical equipment must be installed, repaired and maintained only by qualified personnel.

Ezon srl assumes no responsibility for any consequences arising from improper use of the device.

A **qualified person** is someone who has the skills and knowledge relating to the construction, installation and use of electrical equipment, has received safety training and is able to recognise and avoid hazards arising from the installation.


This product is intended for environmental control of buildings. It is not intended for direct medical monitoring of patients. Read and understand these instructions before installing this product. The installer is responsible for all applicable codes. If this product is used in a manner not specified by the manufacturer, the protection provided by the product may be impaired. The manufacturer assumes no responsibility for the consequences of improper use of this material.


Do not expose the device to liquids. If it gets wet, let the device dry completely before connecting it to the mains. Do not dry with an external heat source, such as a microwave oven or hair dryer. If the device is damaged, do not use.


For all ezon.io devices, excluding battery-powered ones and the Power Supply itself, use only the ezon.io Power Supply (part no. 9.000.033).


Safety precautions


DANGER OF ELECTRIC SHOCK, EXPLOSION OR ARC FLASH


 **ATTENTION!** Before beginning installation operations, carefully read all documentation. Failure to follow these instructions could result in death, serious injury, or damage to the equipment.


 **ATTENTION!** Risk of injury from electricity. The device must be assembled/installed by a qualified technician (electrician) only.


 **ATTENTION!** Risk of injury from electricity. The installation of the device in the electrical network must be carried out by adopting appropriate precautionary measures.


 **ATTENTION!** Keep out of reach of children.

 **ATTENTION!** Do not dispose of the battery or device in a fire. Never place the battery or device on or in heating devices, such as microwave ovens, stoves, or radiators. Overheating may cause the device to explode.

 **ATTENTION!** Risk of injury from electricity. Electrical voltage may remain in the terminals of the device even when the device is switched off. Any changes to the terminal connection must be made after ensuring that all local power supplies have been disconnected/switched off.

 **ATTENTION!** ezon.io products must not be used in any way for the management of medical devices or other technical products critical to the operation of life support or rescue systems, as in the event of a malfunction they could lead to death or serious injury to the person.

 **ATTENTION!** Do not connect the device to appliances that exceed the maximum specified load.

 **ATTENTION!** The device must be used only if the system is equipped with short circuit, overvoltage and overload protection devices.

RADIO FREQUENCY EXPOSURE COMPLIANCE

In order to protect human health, the device complies with the limits for exposure of the general public to electromagnetic fields pursuant to Council Recommendation 1999/519/EC.

COMPLIANCE WITH REGULATIONS

CE Marking: The sensor complies with European legislation and bears the CE marking, which indicates compliance with regulations on electrical safety and electromagnetic compatibility.

Safety guidelines: The product complies with applicable European directives, such as Directive 2014/35/EU (on low voltage) and Directive 2014/30/EU (on electromagnetic compatibility).

RECYCLE YOUR DEVICE PROPERLY

In some areas, the disposal of some electronic devices and batteries is regulated. Be sure to dispose of or recycle your device and battery in accordance with local laws and regulations.

WARRANTY

Ezon.io undertakes to guarantee the device against defects in production or workmanship, under ordinary conditions of use for the time required by the applicable regulations.

The ezon.io products must not be used in any way for the management of medical devices or other technical products critical to the operation of life support or life saving systems, as in the event of a malfunction they could lead to death or serious personal injury. Any use in the aforementioned systems requires explicit written permission from the CEO of Mediatech srl.

To learn more, visit www.ezon.io.