

ROUNDED REMOTE CONTROL

cod. 9.000.026



Product code: 9.000.026
Sizes: Ø 47mm h 14mm

It is compatible with round wall support 9.000.032 and Battery Charger 9.000.025

FC RoHS CE 

Ezon.io Remote control round cod. 9.000.026 does not require any installation. Before use, it is necessary to carry out a complete charge using the ezon.io 9.000.025 Battery Charger and then proceed with the association with the system and the programming of the button itself via the ezon.io APP.

The **ezon.io system** can be managed and programmed through the ezon.io APP, available for iOS and Android and downloadable for free from the relevant store.





DOWNLOAD APP


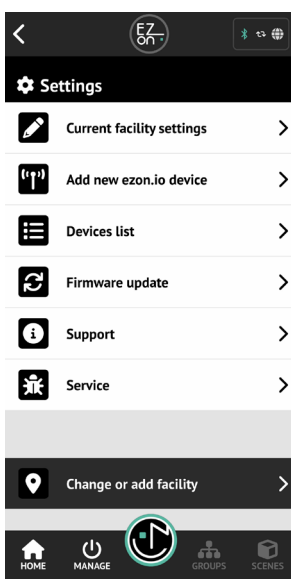
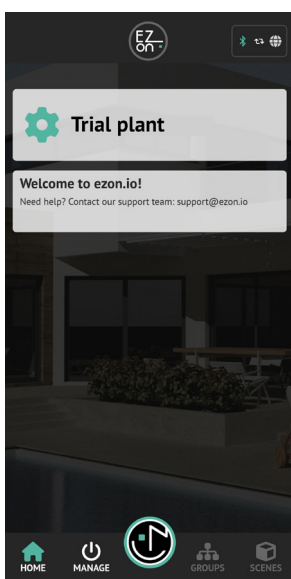


DOWNLOAD APP



Add a device

- Mount the device following the instructions in this manual;
 - Open the **ezon.io APP** and log in or, if you do not yet have the credentials to access, proceed with the registration.
 - If there are no systems associated with your account yet, you will be asked to create a new one, alternatively select the desired one from the list;
 - From the initial screen, click on the symbol  corresponding to the name of the plant.
- N.B.** If the system shown in the initial screen is not the one in which you wish to insert the new device, remember to modify it by clicking on the item **"Change or add facility"** in the **"Settings"** menu;
- Select **"Add a new ezon.io device"** ;
 - Scan the association QR Code shown on the device. To be able to carry out this operation you must have given authorization to the phone's camera;
 - Follow the instructions provided by the APP.




The ezon.io products must not be used in any way for the management of medical devices or other technical products critical to the operation of life support or life saving systems, as in the event of a malfunction they could lead to death or serious personal injury. Any use in the aforementioned systems requires explicit written permission from the CEO of Mediatech srl.

To learn more, visit www.ezon.io.

ROUNDED REMOTE CONTROL

cod. 9.000.026

Once associated, change the settings and status of the device by clicking on **"MANAGE"**  and then on **"BATTERY POWERED BUTTONS"**


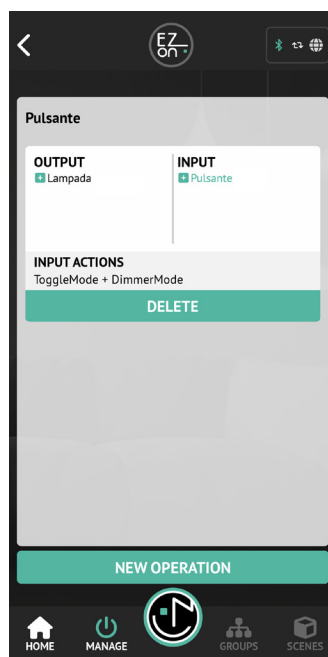


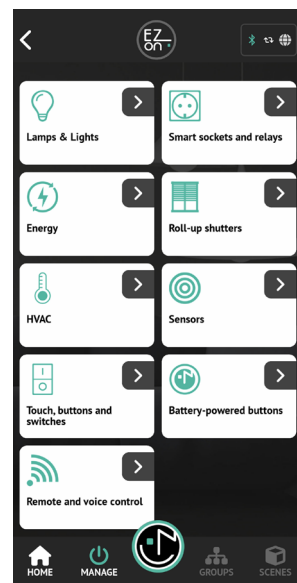
Identify the button you want to program from the list and click on the corresponding box. The configuration screen will open.

By clicking on the **"LIST OF OPERATIONS"** button you can proceed with the configuration of the button itself, entering the action(s) that it will perform upon clicking.

ATTENTION: during programming, the "Low Power" buttons must be active.

In fact, being battery operated, to avoid excessive battery consumption, the button goes into a stand-by state after use.

Follow the instructions provided by the APP to keep the "Low Power" button active.



For further information regarding the use of the APP, refer to the online guide by framing the QR Code.

APP INSTRUCTIONS



The ezon.io products must not be used in any way for the management of medical devices or other technical products critical to the operation of life support or life saving systems, as in the event of a malfunction they could lead to death or serious personal injury. Any use in the aforementioned systems requires explicit written permission from the CEO of Mediatech srl.

To learn more, visit www.ezon.io.